Customer Information Sheet

DRAWING No.: M80-853XXXX	SHEET 2 OF 2	IF IN DOUBT - ASK	©	NOT TO SCALE	THIRD ANGLE PROJECTION	ALL DIMENSIONS IN mm

ORDER CODE:
M80-853XXXX

TOTAL No. OF WAYS
04, 06, 08, 10, 12, 14, 16, 18, 20, 26, 34, 44

FINISH:
45 = GOLD
42 = SELECTIVE GOLD / 100% TIN

NOTES:
1. 2-OFF STRAIN RELIEF STRAPS M80-0030006 MAY BE USED WITH THIS CONNECTOR.

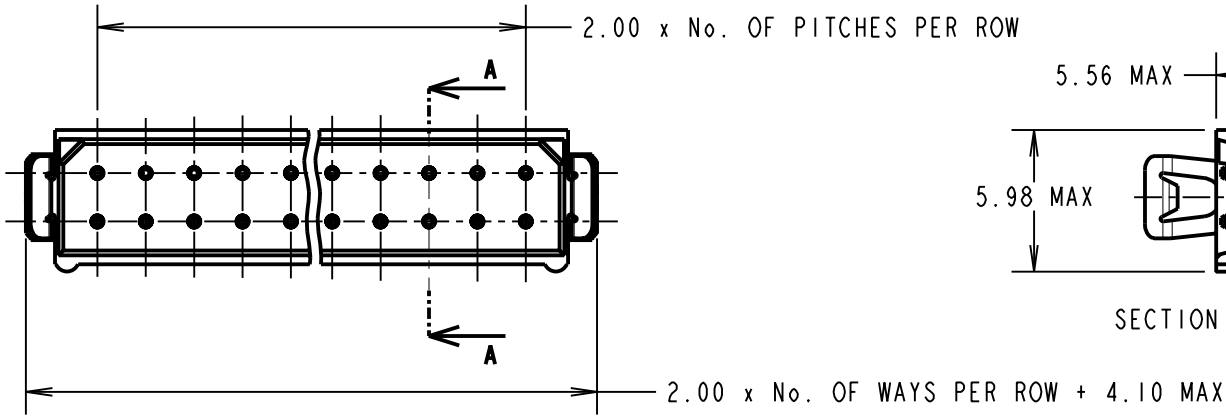

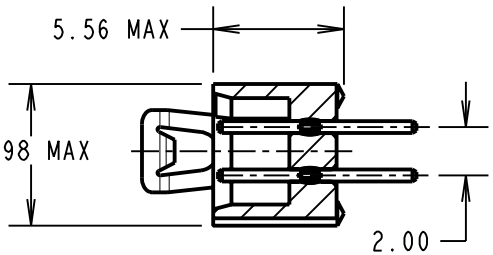

SECTION A-A

SPECIFICATONS:
MATERIAL:
MOULDING = POLYAMIDE 46 UL94V-0, BLACK
CONTACTS = PHOSPHOR BRONZE
LATCHES = BERYLLIUM COPPER
FINISH:
CONTACTS:
45 = 0.75μ GOLD
42 = 0.75μ GOLD ON CONTACT AREA.
3.0μ 100% TIN ON TAILS
LATCH = 1.25μ NICKEL
ELECTRICAL:
CURRENT RATING (25°C) = 3.0A MAX.
CURRENT RATING (85°C) = 2.2A MAX.
WORKING VOLTAGE = 120V AC/DC
VOLTAGE PROOF = 360V AC/DC
CONTACT RESISTANCE (INITIAL) = 20 mΩ MAX.
CONTACT RESISTANCE (AFTER CONDITIONING) = 25 mΩ MAX.
INSULATION RESISTANCE (INITIAL) = 1000 MΩ MIN.
INSULATION RESISTANCE (AFTER CONDITIONING) = 100 MΩ MIN.
MECHANICAL:
DURABILITY = 500 OPERATIONS
ENVIRONMENTAL:
TEMPERATURE RANGE = -55°C TO +125°C
PACKING:
TUBE
FOR COMPLETE SPECIFICATION, SEE COMPONENT SPECIFICATION C005XXX (LATEST ISSUE)

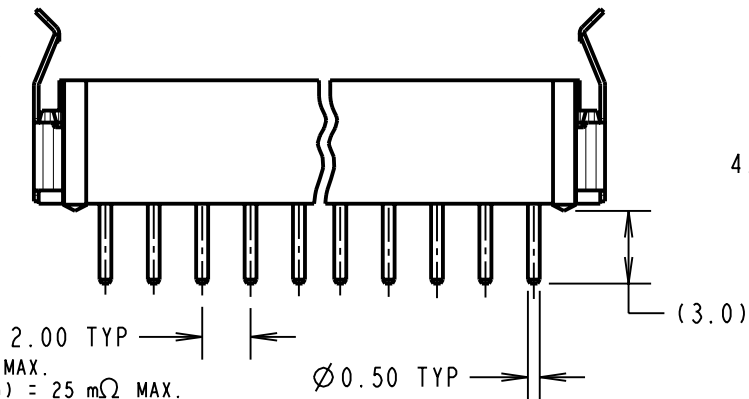

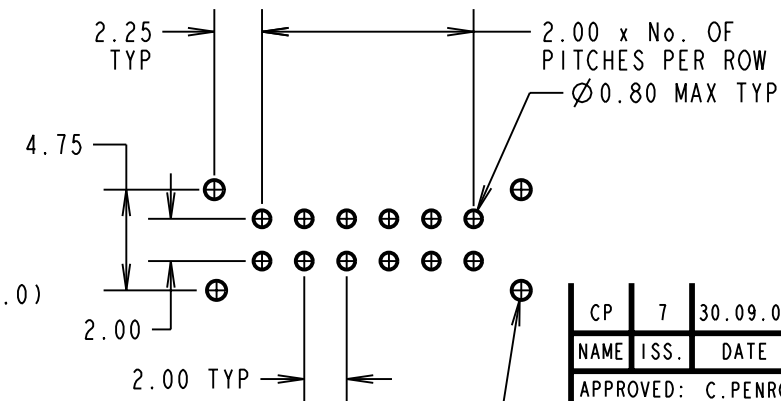

RECOMMENDED PCB LAYOUT

CP	7	30.09.09	10303
NAME	ISS.	DATE	C/NOTE

APPROVED: C.PENROSE
CHECKED: R.ADDE
DRAWN: I. SANDY
CUSTOMER REF.:
ASSEMBLY DRG:

HARWIN

HARWIN USA
TEL: 603 893 5376
FAX: 603 893 5396
mis@harwin.com

HARWIN Europe (UK)
TEL: 023 9231 4545
FAX: 023 9231 4590
mis@harwin.co.uk

HARWIN Asia
TEL: +65 6 779 4909
FAX: +65 6 779 3868
mis@harwin.com.sg

THIS DRAWING AND ANY INFORMATION OR DESCRIPTIVE MATTER SET OUT HEREON ARE CONFIDENTIAL AND COPYRIGHT PROPERTY OF THE HARWIN GROUP AND MUST NOT BE DISCLOSED, LOANED, COPIED OR USED FOR MANUFACTURING, TENDERING OR FOR ANY OTHER PURPOSE WITHOUT THEIR WRITTEN PERMISSION.

TOLERANCES
X. = ±1mm
X.X = ±0.25mm
X.XX = ±0.10mm
X.XXX = ±0.01mm
ANGLES = ±5°
UNLESS STATED

MATERIAL: SEE ABOVE
FINISH: SEE ABOVE
S/AREA: mm²

TITLE: DATAMATE DIL VERTICAL PC TAIL PLUG ASSEMBLY - LATCHED (RoHS)

DRAWING NUMBER: **M80-853XXXX**

SHT 2 OF 2